



Sioux City Community Schools

believe... achieve... succeed



Where great things happen
2010-2011
Annual Progress Report

A Message from the Superintendent

We hope that you find the information in this Annual Progress Report meaningful and informative. This report gives you a window into the progress of our organization as we work to make a difference in the life of each and every child.

Sioux City Community School District exists to educate students to **believe** in their talents and skills, **achieve** academic excellence, and **succeed** in reaching their potential. We have highly trained teachers, administrators and support staff, and we are committed to working together with students, parents and guardians to help our students succeed. We recognize and understand that a team must have a common focus in order to achieve success.

Effective schools have effective principals, effective teachers, and effective support personnel, and they also have effective support from home for the ultimate level of student success. Throughout this Annual Progress Report you will find examples of how our students, teachers, and staff members and parents/community members have succeeded in numerous and creative ways.

We are proud of our accomplishments, and yet we make preparations to further our success. We prepare for another year of working together to make a difference ... one student at a time.

Sincerely,
Dr. Paul R. Gausman
Superintendent of Schools



Our Parents Believe Great Things are Happening

- 98% of parents/guardians strongly agreed or agreed our schools were safe.
- 95% of parents/guardians strongly agreed or agreed our schools maintain high academic standards.
- 97.9% of parents/guardians strongly agreed or agreed our teachers motivate students to learn.
- 98.9% of parents/guardians strongly agreed or agreed our teachers make learning interesting and relevant.
- 92.7% of parents/guardians gave our schools an A or a B.



Nondiscrimination Statement

The Sioux City Community School District is an equal opportunity/affirmative action employer. It is an unfair or discriminatory practice for any educational institution to discriminate on the basis of race, creed, color, sex, sexual orientation, gender identity, national origin, religion, age, disability, socioeconomic status, or veteran status in any program or activity.

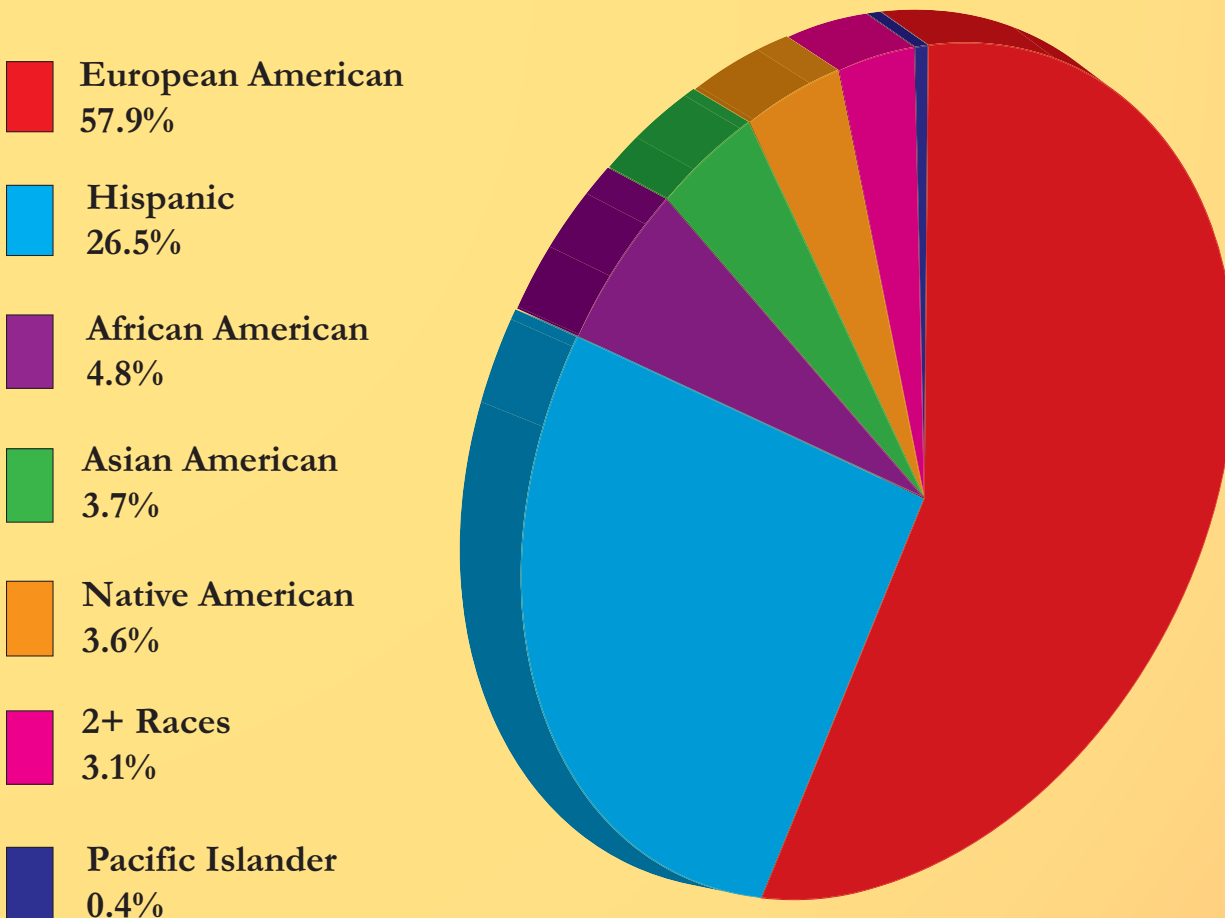
Inquiries or grievances regarding compliance of Title VI, Title VII and Title IX of the Civil Rights Act, Section 504 of the Rehabilitation Act, the Americans with Disabilities Act (ADA), Iowa Code sections 216.9 and 19B.11 may be directed to Marilyn Charging, Director of Educational Equity and Student Activities at 627 4th Street, Sioux City, IA 51101, (712) 279-6075.

Facts for 2010-2011

- 13,824 students attended schools in the District.
- The District average ACT composite score was 21.2.
- 83% of the 2010-2011 graduates completed four years of English.
- 87% of the 2010-2011 graduates completed three or more years of math.
- 88% of the 2010-2011 graduates completed three or more years of science.
- 87% of the 2010-2011 graduates completed three or more years of social studies.
- The average daily attendance for grades K-8 was 94.8%.
- 18.28% is the average mobility rate for the District. One building had a 40% or higher mobility rate while five buildings had a 25-39% mobility rate.
- 14.3% of the District's student population received special education services.
- 18.7% of the District's student population were English Language Learners.
- 58.73% of the District's students qualified for free or reduced lunch pricing. Eighteen buildings in the District had 60% or more of their students eligible for free/reduced lunch.
- 13,883 was the average number of meals served daily.
- 4,500 students received bus service.
- 990,000 was the total mileage logged on District buses.
- 72 miles was the average bus route distance per day.

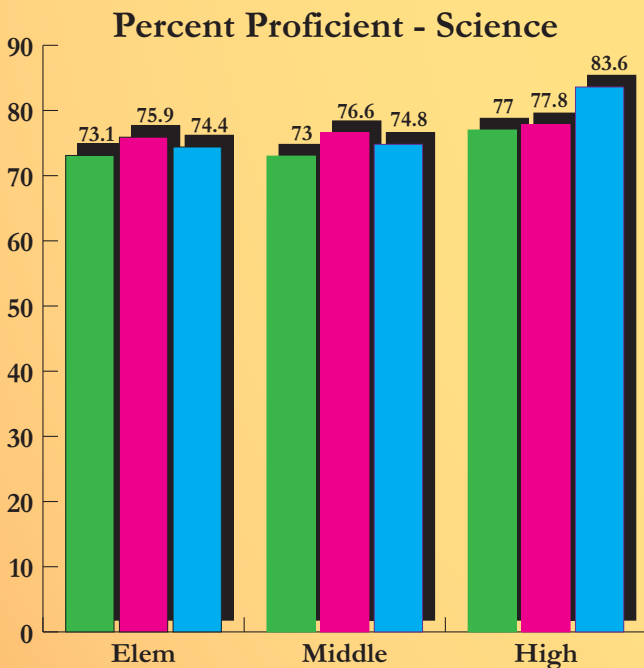
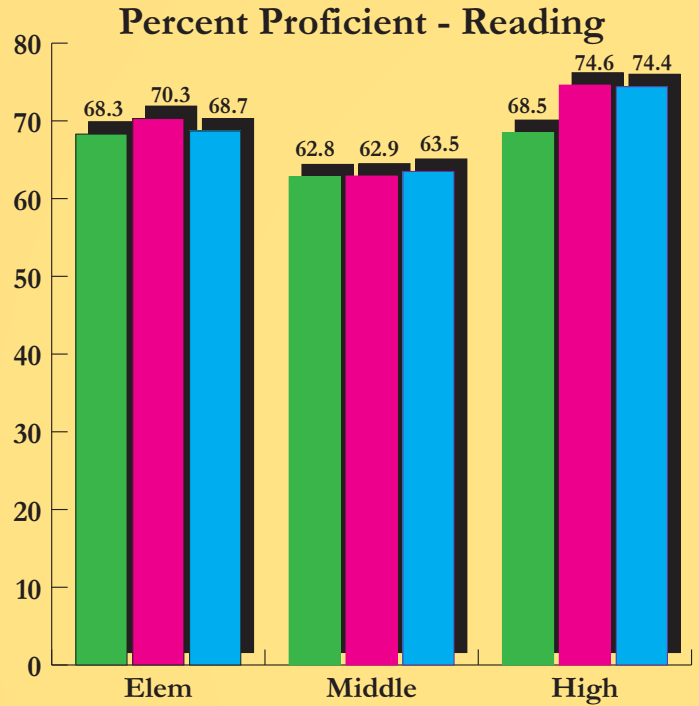
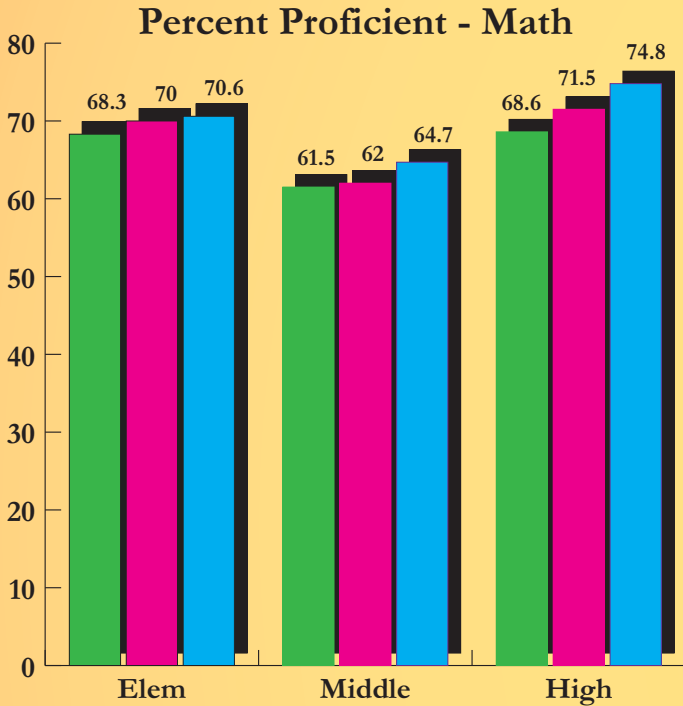


Student Diversity



Growth on Students' Iowa Tests

Students in the Sioux City Community Schools District showed areas of growth on their test scores for the Iowa Tests of Basic Skills (ITBS) and Iowa Tests of Educational Development (ITED) for the 2010-2011 school year. In March, students in grades two through eight took the Iowa Test of Basic Skills (ITBS) and students in grades nine and eleven took the Iowa Tests of Educational Development (ITED). The tests measure a student's level of achievement in specific skills when compared to state and national students who are in the same grade and who were tested at the same of time of the year. The scores are reported by student proficiency, defined as the percent of students scoring above the 40th percentile as measured by ITBS and ITED. State reporting requires districts to combine student scores into three grade groups representing third through fifth grades, sixth through eighth grades and eleventh grade.



* The scores above reflect Full Academic Year (FAY). FAY students are those that attend the District from the test date of one year to the test date of the next year.

* The District is required to test a minimum of 95% of its students in the required grades (3-8 and 11) for ITBS/ITED. The percent of students tested was 98.9%.

2011-2012 School Calendar

August

| M | T | W | Th | F |
|----|----|----|----|----|
| 15 | 16 | 17 | 18 | 19 |
| 22 | 23 | 24 | 25 | 26 |
| 29 | 30 | 31 | | |

September

| M | T | W | Th | F |
|----|----|----|----|----|
| | | | 1 | 2 |
| 5 | 6 | 7 | 8 | 9 |
| 12 | 13 | 14 | 15 | 16 |
| 19 | 20 | 21 | 22 | 23 |
| 26 | 27 | 28 | 29 | 30 |

October

| M | T | W | Th | F |
|----|----|----|----|----|
| 3 | 4 | 5 | 6 | 7 |
| 10 | 11 | 12 | 13 | 14 |
| 17 | 18 | 19 | 20 | 21 |
| 24 | 25 | 26 | 27 | 28 |
| 31 | | | | |

- No School for Secondary on 10/4
- No School for Elementary on 10/6
- End of 1st Quarter on 10/19

November

| M | T | W | Th | F |
|----|----|----|----|----|
| | 1 | 2 | 3 | 4 |
| 7 | 8 | 9 | 10 | 11 |
| 14 | 15 | 16 | 17 | 18 |
| 21 | 22 | 23 | 24 | 25 |
| 28 | 29 | 30 | | |

- One Hour Early Out on 11/23

December

| M | T | W | Th | F |
|----|----|----|----|----|
| | | | 1 | 2 |
| 5 | 6 | 7 | 8 | 9 |
| 12 | 13 | 14 | 15 | 16 |
| 19 | 20 | 21 | 22 | 23 |
| 26 | 27 | 28 | 29 | 30 |

- End of 2nd Quarter on 12/22
- One Hour Early Out on 12/22

January

| M | T | W | Th | F |
|----|----|----|----|----|
| 2 | 3 | 4 | 5 | 6 |
| 9 | 10 | 11 | 12 | 13 |
| 16 | 17 | 18 | 19 | 20 |
| 23 | 24 | 25 | 26 | 27 |
| 30 | 31 | | | |

February

| M | T | W | Th | F |
|----|----|----|----|----|
| | | 1 | 2 | 3 |
| 6 | 7 | 8 | 9 | 10 |
| 13 | 14 | 15 | 16 | 17 |
| 20 | 21 | 22 | 23 | 24 |
| 27 | 28 | 29 | | |

- No School for Secondary on 2/6

March

| M | T | W | Th | F |
|----|----|----|----|----|
| | | | 1 | 2 |
| 5 | 6 | 7 | 8 | 9 |
| 12 | 13 | 14 | 15 | 16 |
| 19 | 20 | 21 | 22 | 23 |
| 26 | 27 | 28 | 29 | 30 |

- End of 3rd Quarter on 3/13
- No School for Elementary on 3/22
- One Hour Early out on 3/30

April

| M | T | W | Th | F |
|----|----|----|----|----|
| 2 | 3 | 4 | 5 | 6 |
| 9 | 10 | 11 | 12 | 13 |
| 16 | 17 | 18 | 19 | 20 |
| 23 | 24 | 25 | 26 | 27 |
| 30 | | | | |

May

| M | T | W | Th | F |
|----|----|----|----|----|
| | 1 | 2 | 3 | 4 |
| 7 | 8 | 9 | 10 | 11 |
| 14 | 15 | 16 | 17 | 18 |
| 21 | 22 | 23 | 24 | 25 |


- Last Day for Seniors 5/17
- End of 4th Quarter on 5/24
- One Hour Early Out on 5/24

 First Day of School

 Elementary Conferences

 No School for All Students

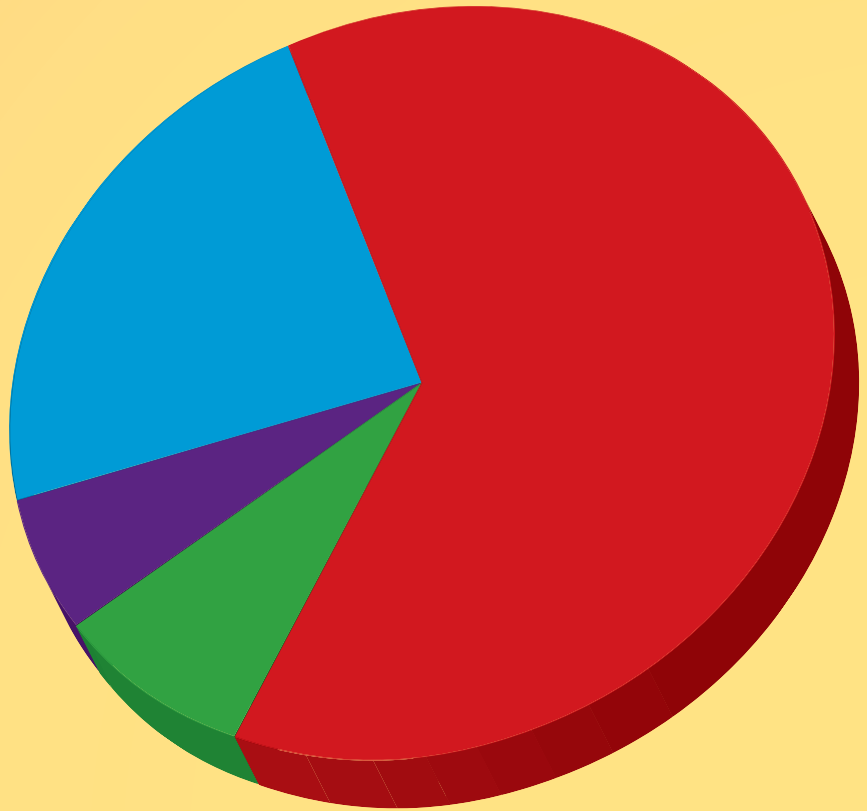
 Snow Make Up or No School for All Students

 Secondary Conferences

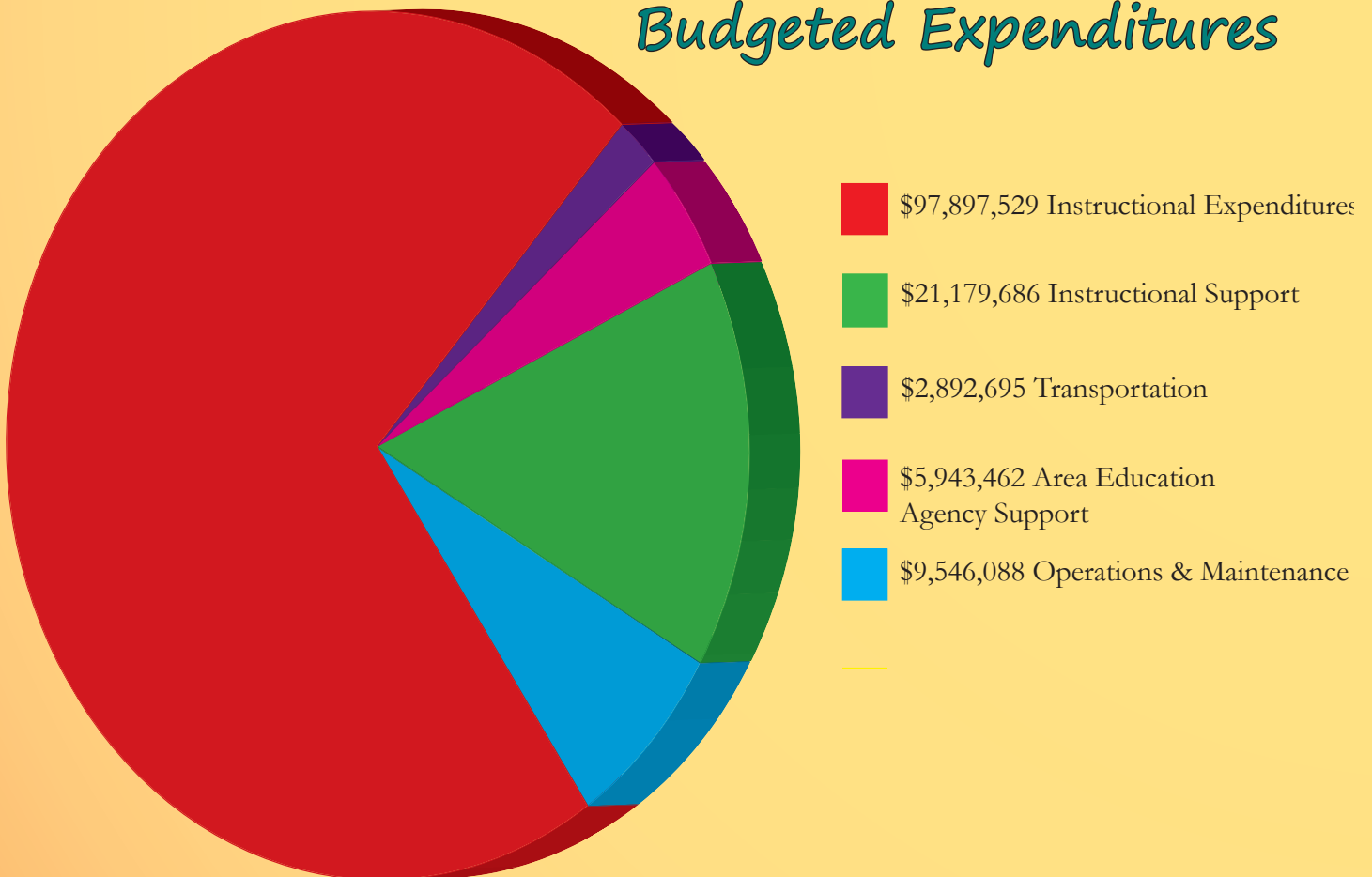
 Last Day of School

Budgeted Revenues

- \$87,599,613 State Sources
- \$11,744,280 Federal Sources
- \$8,494,068 Other
- \$31,499,459 Property Taxes

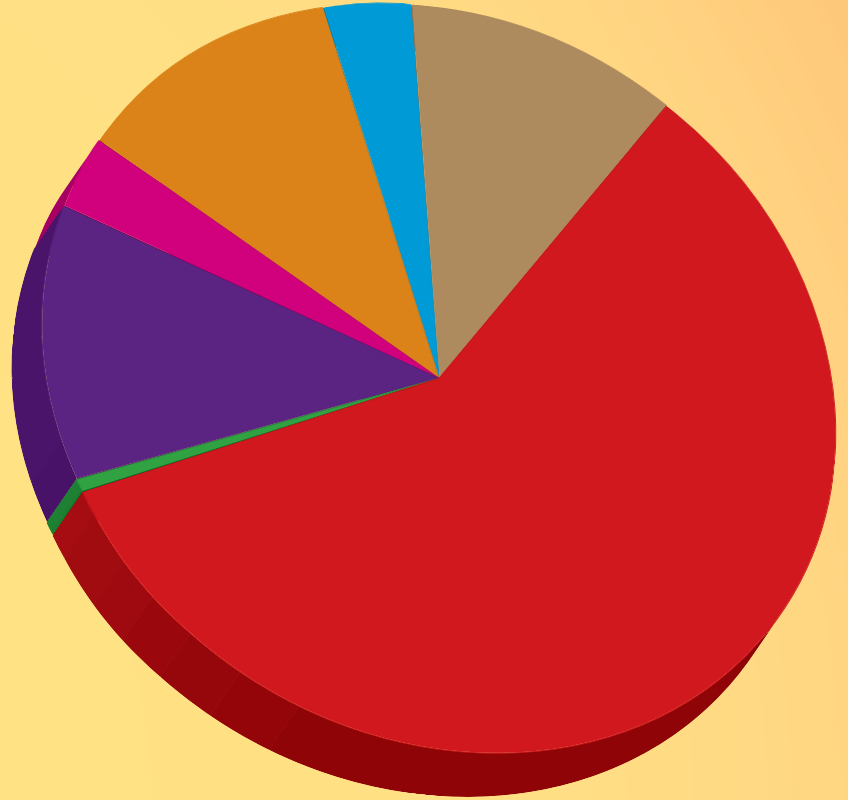


Budgeted Expenditures

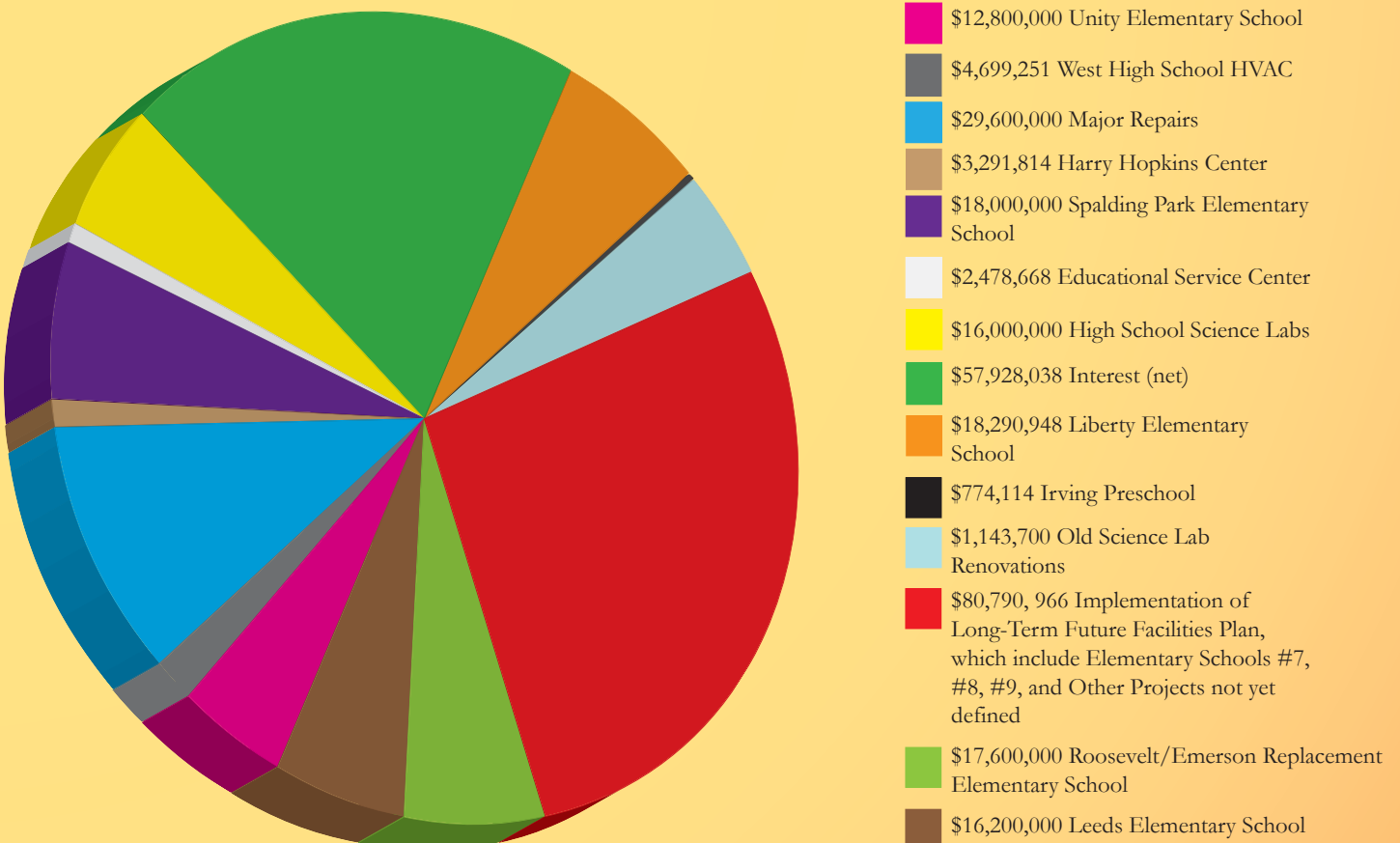


One-Cent Sales Tax Expenditures 1998-2008

- \$56,811,930 Three Middle Schools
- \$504,243 Project Management
- \$11,457,375 Residual for Future Projects
- \$3,337,102 Interest (net)
- \$11,287,611 Irving Elementary School
- \$3,637,004 Land
- \$10,389,359 Major Repairs and Construction Planning



One-Cent Sales Tax Expenditures 2008-2029



2011-2012 Building Information

Elementary Schools & Preschools

| | | | |
|------------------|------------------------|--------------------------|----------|
| Bryant | Mary Kay Kollars | 821 30th Street | 279-6819 |
| Clark | Amy Denney | 4315 Hamilton Boulevard | 239-7030 |
| Crescent Park | Amy Gilbert | 1114 W. 27th Street | 279-6825 |
| Emerson | Stacie Henderson | 2410 W. 1st Street | 279-6826 |
| Hunt | Amy Denney | 625 20th Street | 279-6833 |
| Irving | Richard McGrath, Ed.D. | 901 Floyd Boulevard | 279-6834 |
| Irving Preschool | Kimberly Burrack | 710 Iowa Street | 293-0436 |
| Joy | Mary Motz | 3409 Indiana Avenue | 274-4039 |
| Leeds | Rita Vannatta, Ed.D. | 3919 Jefferson Street | 239-7034 |
| Liberty | Mette Malek | 1623 Rebecca Street | 279-6845 |
| Lincoln | Amy Gilbert | 115 Midvale Avenue | 279-6836 |
| Longfellow | Mary Motz | 1800 Sioux Trail Road | 274-4043 |
| Nodland | Len Hansen | 5000 Mayhew Avenue | 274-4044 |
| Riverside | John Beeck | 2303 Riverside Boulevard | 279-6811 |
| Roosevelt | Darrell Langley | 2015 W. 6th Street | 279-6843 |
| Sunnyside | Len Hansen | 2700 S. Maple Street | 274-4047 |
| Unity | Michael Rogers, Ed.D. | 1901 Unity Avenue | 279-6839 |
| Washington | Dawn Stansbury | 2550 S. Maple Street | 274-4048 |
| Whittier | Angela Banks, Ed.D. | 4820 4th Avenue | 274-4050 |

Middle Schools

| | | | |
|--------------|----------------------------------|------------------------|----------|
| East Middle | Brant Bemus | 5401 Lorraine Avenue | 274-4030 |
| | Kim Lockwood and Linda Steele | | |
| North Middle | Jeanene Sampson | 2101 Outer Drive North | 279-6804 |
| | Ryan Dumkreiger and Joni Swenson | | |
| West Middle | Cindy Washinowski | 3301 W. 19th Street | 279-6813 |
| | James Cline and Joe Malsam | | |

High Schools

| | | | |
|------------|---|-------------------------|----------|
| East High | Richard Todd | 5011 Mayhew Avenue | 274-4000 |
| | B.J. Koch, Claire Jenkins-Porter, and Deborah Padomek | | |
| North High | Stephen Aspleaf, Ed.D. | 4200 Cheyenne Boulevard | 239-7000 |
| | Shawn Chesteen, and Mimi Moore | | |
| West High | Jacque Wyant | 2001 Casselman Street | 279-6772 |
| | Chris Erickson, Dave Fravel, and Jeremy Stukenholtz | | |

Administration

| | | | |
|---|--|-------------------------|----------|
| Educational Service Center | | 627 4th Street | 279-6667 |
| Superintendent | | Paul Gausman, Ed.D. | 279-6643 |
| Associate Superintendent | | Linda Madison, Ed.D. | 279-6083 |
| Chief Financial Officer | | Gordon Winterlin | 279-6662 |
| Director of Communications & Community Engagement | | Alison Benson | 224-7471 |
| Director of Curriculum & Assessment | | Carole Collins Ayanlaja | 279-6822 |
| Director of Educational Equity, Pupil Services & Counseling | | Marilyn Charging | 279-6075 |
| Director of Elementary Education | | Mary Jo Salem | 279-6677 |
| Director of Food Service | | Rich Luze | 279-6860 |
| Director of Human Resources | | Jill Knuth | 279-6692 |
| Director of Learning Supports | | Jean Peters | 222-6359 |
| Director of Operations & Maintenance | | Mel McKern | 279-6653 |
| Director of Professional Development & Special Services | | Janet Rohmiller | 279-6058 |
| Director of Secondary Education | | James Vanderloo | 279-6676 |
| Director of Technology | | Neil Schroeder | 279-6678 |